

✓ FACT-CHECKED · JUNE 2026

# Sending Money Home to Africa

*How to send effectively, what to check before every transfer, and how to avoid the hidden costs that quietly eat into what reaches your family.*

A community guide for Africans living abroad. Every figure verified against original sources — World Bank, CFPB, Consumer Reports and live Trustpilot pages. Corrections are flagged throughout.

## THE PICTURE

### Why this matters

In 2024, migrants worldwide sent about **\$905 billion** home, and remittances to the African continent ran into the tens of billions — for many countries, more than they receive in foreign aid. Every transfer is school fees, rent, medicine, a parent's upkeep, a small business kept alive.

But a real slice of every transfer never arrives — not through theft, but through fees, exchange-rate markups, and pricing that's deliberately hard to compare.

**6.49%**

Global average cost to send \$200 (Q1 2025) — over double the 3% UN target

**8.78%**

Cost to Sub-Saharan Africa — the most expensive region on earth

**14.55%**

Average cost via banks — the worst channel of all

Source: World Bank Remittance Prices Worldwide, Q1 2025. Costs include both the fee and the exchange-rate margin.

The good news: with a few habits, you can cut your real cost to **1–2%** and keep hundreds a year in your family's pocket.

**THE CORE IDEA**

## You pay in two places, not one

When you send money, there are two costs:

- 1. The transfer fee** — the obvious charge the app shows you.
- 2. The exchange-rate markup** — the hidden one. Many "zero fee" services make their money by giving you a worse rate than the real (mid-market) one. This is where most people quietly lose money.

*A service can shout "no fees" and still be more expensive than one charging a small, honest fee. Judge every transfer by one number: **how much your recipient actually receives** in local currency.*

**KNOW THE TRICKS**

## How services quietly cost you more

- 1 The exchange-rate markup — the biggest hidden cost.** Apps advertise "low fees" while marking the rate up 2–8% above the real one.  
**Defence:** check the real rate on Google or XE, then see how close the app gets.
- 2 Different rates for different payout methods.** Some apps quietly give a worse rate for bank deposit vs mobile wallet vs cash pickup.  
**Defence:** check the rate for each option — mobile money is often best.
- 3 "Economy" / slow mode with a hidden rate penalty.** A cheaper, slower tier can carry a worse rate, not just a longer wait.  
**Defence:** if the slow option's rate isn't shown clearly, avoid it.
- 4 Promo rates that expire.** A great first-transfer rate can vanish on your second.  
**Defence:** check the ongoing rate, not just the welcome offer.

**5 Intermediary bank fees on SWIFT.** Correspondent banks in the chain can each deduct a fee you weren't warned about.

**Defence:** prefer dedicated apps over raw bank wires; confirm the amount received.

**6 Account freezes and delays.** Some platforms suspend accounts with little warning. **Defence:** test a new service with a small amount; keep screenshots.

**7 KYC barriers that exclude vulnerable senders.** Strict ID rules can lock out refugees and undocumented migrants.

**Defence:** check which providers accept your documents before an urgent send.

**8 Banks: still the worst offender.** Bank wires average 14.55% — yet remain the default for many. **Defence:** for routine sends, almost any dedicated app beats your bank.

#### NOT JUST OPINION

## What regulators have actually found

**CFPB "junk fees" circular (March 2024):** the US regulator warned that advertising transfers as "free" while hiding costs in the exchange rate — or misstating how fast they arrive — can break the law.

**Sendwave enforcement (October 2023):** the CFPB ordered **Chime Inc., operating as Sendwave** (a WorldRemit/Zepz subsidiary — not the Chime banking app), to pay about **\$3 million** (\$1.5M penalty + ~\$1.5M in refunds) for marketing US→Nigeria transfers as "no fee" and "instant" when they often weren't.

**Consumer-group pressure:** a coalition including the National Consumer Law Center has pushed for a single, all-in "total cost" figure. Research *commissioned by Wise* estimated exchange-rate markups cost Americans about **\$5.8 billion** in 2023.

#### BY THE NUMBERS

## What you actually pay, by provider type

Approximate **true total cost** (fee + exchange-rate margin) for a typical small transfer. Always verify live for your country and amount.

Provider type	True cost	Watch out for
Traditional banks	~14.55%	Correspondent bank deductions; no rate transparency
Western Union / MoneyGram	~7–10%	Rate can change between quote and cash pickup
Remitly	~3–6%	Economy vs Express rate gap; promos expire
WorldRemit	~4–7%	Rate varies by payout method
Sendwave	~1–5%	Cost sits in the rate, not a visible fee
LemFi / NALA / Tap Tap Send / Afriex	~1–3%	Africa-focused; corridors & payout options vary
Wise	~0.5–2%	Mid-market rate; SWIFT routes can add intermediary fees
Mobile money (M-Pesa Global)	~5% avg	Recipient needs a mobile-money account

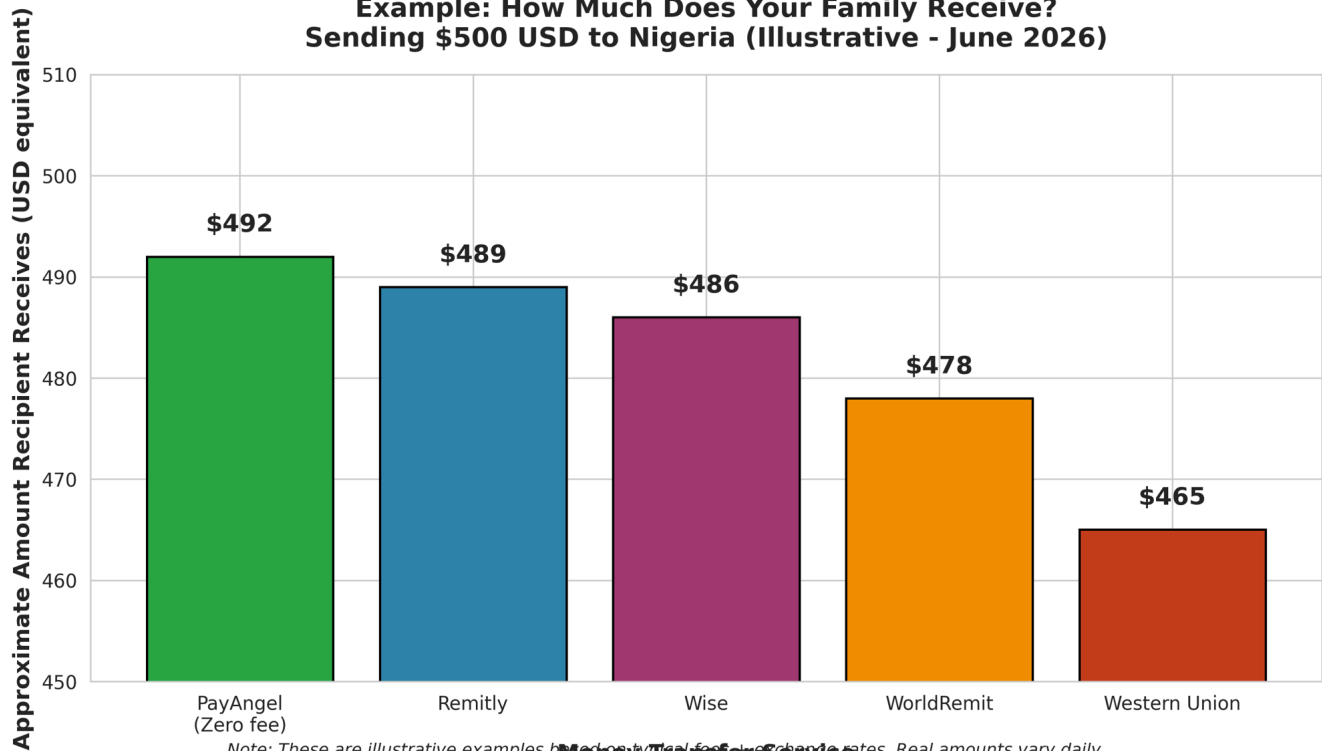
*Mobile money (M-Pesa, MTN MoMo, Orange Money) is the bright spot: where available, it can cut costs 30–40% versus agent cash transfers, and usually arrives in minutes.*

### THE MATH

## What reaches home: \$500 to Nigeria

Same amount, same day — what arrives depends entirely on the provider and how carefully you read the terms.

### Example: How Much Does Your Family Receive? Sending \$500 USD to Nigeria (Illustrative - June 2026)



*Note: These are illustrative examples based on typical transfer fees and rates. Real amounts vary daily. PayAngel & Remitly often maximize what reaches home. Always compare live on Monito.com!*

#### ⚠️ ILLUSTRATIVE — DON'T READ IT AS A LEAGUE TABLE

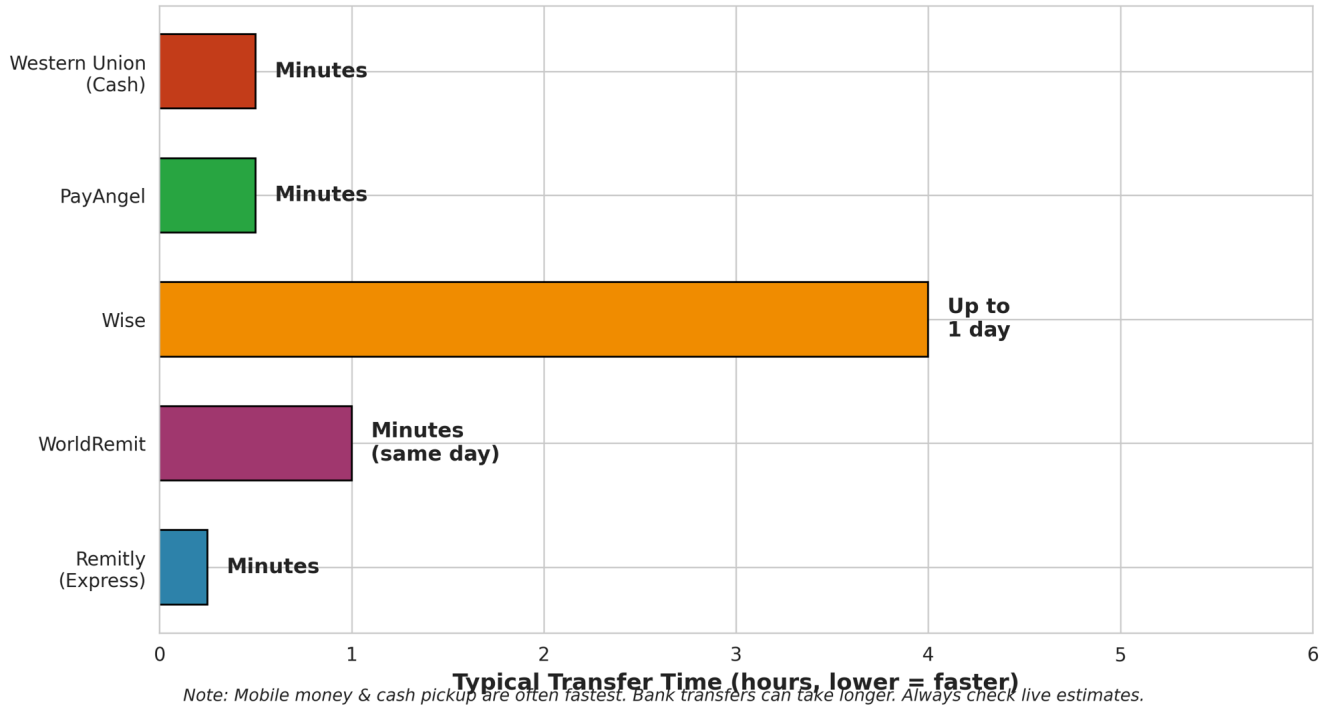
The amounts are realistic for the US→Nigeria route, and the chart says so. But these are **example figures, not live quotes**. In particular, because Wise uses the real mid-market rate while Remitly adds a margin, Wise often delivers **as much as or more than** Remitly in practice — so its third-place spot here isn't reliable. The differences between the top options are a few dollars, which can flip day to day. Always compare live for your exact amount.

## SPEED

### How fast does it arrive?

For urgent sends (medical, emergencies), delivery time matters as much as cost.

### Transfer Speed Comparison to Africa (Illustrative - Check Current Estimates in App)



#### ✓ BROADLY ACCURATE AS AN ILLUSTRATION

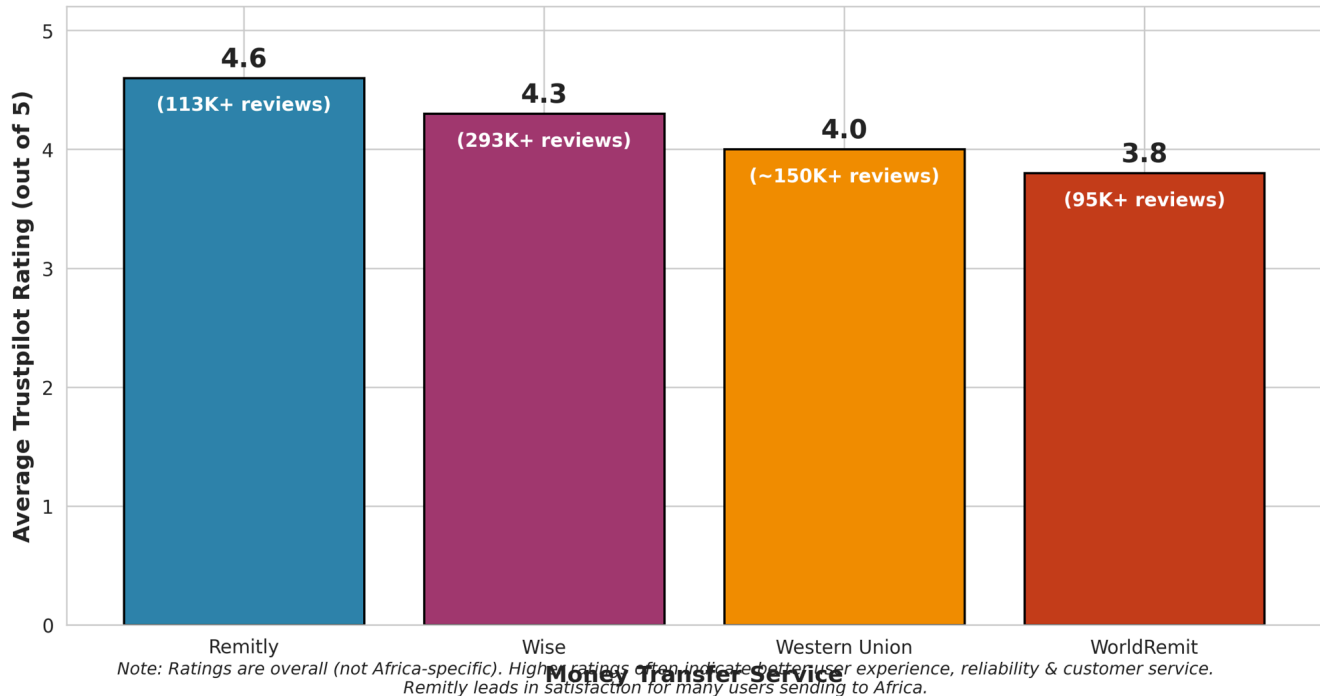
Mobile money and cash pickup do arrive in minutes, Remitly Express is near-instant, and bank-deposit routes (including some Wise transfers) can take up to a day. In practice **WorldRemit is usually minutes too**, and Wise speed varies by corridor — so always trust the in-app estimate over any general chart.

## REPUTATION

### What real users say

Ratings are a useful signal for reliability and service — though they're overall scores, not Africa-specific, and reviews can be self-selected.

### User Ratings: Which Apps Do People Rate Highest for Money Transfers? (Trustpilot Data - June 2026)



#### ✓ MOSTLY VERIFIED · ⚠ ONE CORRECTION

Checked against live Trustpilot pages (June 2026): **Remitly 4.6** (≈113K reviews) and **Wise 4.3** (≈293K) are accurate. But **Western Union is really ~4.2–4.3**, not 4.0 — so it's roughly tied with Wise, not below it. WorldRemit sits around 3.7–4.0. Worth knowing: **Tap Tap Send (4.7)** and **Xoom (4.6)** rate as high or higher but aren't shown here.

#### YOUR ROUTINE

## The pre-send checklist

- ✓ **Never look at the fee alone** — real cost = fee + exchange-rate margin. Judge by what's received.
- ✓ **Compare before every transfer** on Monito, Finder or Wise's rate checker — 60 seconds, saves real money.
- ✓ **Confirm the amount received** with your family. If it's short, find out where it went.
- ✓ **Pick the cheapest payout method** — mobile money often beats bank deposit and arrives faster.

- ✓ **Avoid undisclosed "Economy" rates** if the slower option's rate isn't shown clearly.
- ✓ **Use Africa-focused fintechs over banks** for routine sends.
- ✓ **Check it's licensed** — FCA (UK), FinCEN/state (US), FINTRAC (Canada), or your EU regulator.
- ✓ **Know your limits** before an urgent send; verify your account in advance.
- ✓ **Double-check recipient details** — name, phone, account number. A typo can lose a transfer.
- ✓ **Keep screenshots** of every quote and confirmation in case you need to complain.

#### STAY SAFE

## Red flags — walk away

- ✗ "Agents" offering rates that seem too good to be true.
- ✗ Pressure to send quickly or via an unusual channel.
- ✗ A service that won't show the final received amount upfront.
- ✗ No licensing info, no clear company address, no real support.
- ✗ Anyone asking for your OTP, password, or money to "unlock" funds.

#### TOOLS

## Worth bookmarking

**Monito.com** — compares 30+ providers and shows the true total cost for your corridor. · **Finder.com** — fee and FX breakdown side by side. · **remittanceprices.worldbank.org** — official quarterly cost data. · **Wise rate checker / XE** — the real mid-market rate.

## The bottom line

Sending money home is an act of love — don't let fees and bad rates eat into it.

**Compare every time, judge by the final amount received, use licensed services, choose mobile money where you can, and keep banks for emergencies only.** A few minutes of checking can recover hundreds a year.

Our money deserves to arrive in full. Share this with anyone in our community who sends money home — the more we know, the more we keep. 🌍

### Verification note

This guide merges a community report and a practical sending guide, fact-checked against original sources in June 2026. Key checks and corrections:

- ✓ World Bank cost figures (8.78% / 6.49% / 14.55%) — **verified** for Q1 2025 (global eased to ~6.36% by Q3 2025).
- ✓ Sendwave/CFPB action — corrected to **October 2023**, ~\$3M, against Chime Inc. d/b/a Sendwave (WorldRemit/Zepz).
- ✓ "\$95 billion to Africa" — that's the whole continent; **Sub-Saharan Africa alone received ~\$56B** in 2024.
- ✓ The "\$43 billion in fees" figure traced to a non-authoritative blog — **left out**.
- ✓ The \$5.8B markup figure is **Wise-commissioned research**, cited by consumer groups — not a regulator finding.
- ✓ Trustpilot: Remitly 4.6 and Wise 4.3 verified; **Western Union corrected to ~4.2–4.3** (chart showed 4.0).
- ✓ The \$500→Nigeria amounts are illustrative; the provider **ranking is not a reliable recommendation**.

General information, not financial advice. Rates and availability change frequently — always verify directly with the provider before sending. Charts are illustrative/community-sourced and annotated above with verification notes.